

Adolescent contraceptive use

DATA FROM THE PHILIPPINES DEMOGRAPHIC AND HEALTH SURVEY (PDHS), 2013

Adolescent population: who are they?

In the Republic of the Philippines, there are **21.6 million** adolescents aged 10–19 years – **21.3%** of the country's total population.ⁱ Over half of all adolescents live in rural areas, **55.9%** of adolescent girls and **57.9%** of adolescent boys.ⁱ

By age 19, the mean number of years of schooling attended by adolescent girls is **10.1**.ⁱⁱ Among adolescent girls who become parents before age 20, the average age at which they have their first baby is **17.8** years.ⁱⁱ

Sexual activity and marital status

Analysis of data from the PDHSⁱⁱ shows that nearly **608 000** Filipino adolescent girls aged 15–19 are currently sexually active – they are either unmarried and have had sex in the last three months or they are in a union (i.e. married or living together). On average, among adolescent girls who had sex before age 20, they first have sexual intercourse at age **17.3** years.

Among unmarried adolescent girls, **5.5%** report ever having sex and **2.3%** are currently sexually active. Among all Filipino adolescent girls, **9.7%** are in a union. Among these adolescent girls, the mean age of the first union is **17.2** years.

What can be done to support Filipino adolescents to prevent unintended pregnancy?

Plan for how, when and where different groups of sexually active adolescents (married and unmarried, boys and girls, rural and urban) use and do not use contraception.

Learn the reasons why adolescents are not using contraception, and develop policies and programmes to better address their needs.

Understand that adolescents may get contraception from a variety of sources and ensure that each of these sources can provide high quality services for adolescents.

Contraceptive use and non-use among adolescent girls

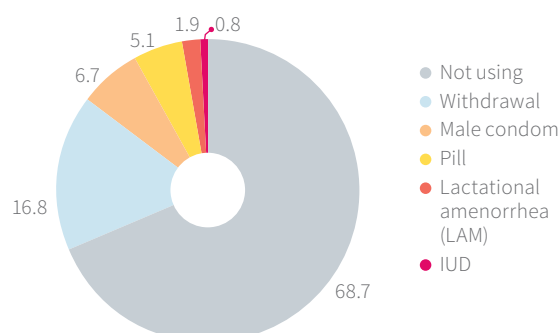
Unmarried, sexually active

According to PDHSⁱ analyses, of the less than 3% of adolescent girls that are unmarried and sexually active, **80.5%** report not wanting a child in the next two years, yet only **30.5%** of them are currently using any method to prevent pregnancy. The main reasons these adolescents report for not using a contraceptive method include:

- **not married (56.2%)**
- **infrequent sex (32.9%)**
- **not having sex (16.6%)**

Among all unmarried, sexually active adolescent girls aged 15–19, **68.7%** are not using a method of contraception. Male condoms and pills are the most common modern methods used (**6.7%** and **5.1%** of these adolescent girls, respectively). IUDs, one of the most effective methods, are used by **0.8%**. Withdrawal, a traditional method, is used by **16.8%** of these adolescent girls (see Figure 1).

FIGURE 1. Use and non-use of contraception: unmarried sexually active adolescent girls, aged 15–19 years (%)



Source: analysis of PDHS 2013ⁱⁱ

LISTED FROM LEAST EFFECTIVE TO MOST EFFECTIVE

Unmarried, sexually active adolescents who are using a modern method most often get it from a **pharmacy (54.3%)** or a **private facility (19.2%)**.

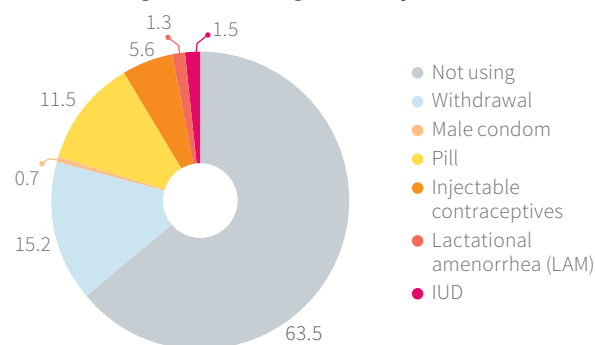
In union

According to PDHSⁱⁱ analyses, **70.9%** of adolescent girls in a union report not wanting a child in the next two years, yet only **45.5%** of them are currently using any method to prevent pregnancy. The main reasons these adolescents report for not using a contraceptive method include:

- **fear of side-effects or health concerns (26.5%)**
- **menses has not returned after giving birth (21.9%)**
- **breastfeeding (11.9%)**

Among all adolescent girls in a union aged 15–19, **63.5%** are not using a method of contraception. Pills and injectable contraceptives are the most common modern methods used (**11.5%** and **5.6%** of these adolescent girls, respectively), while **1.5%** are using IUDs, one of the most effective methods. Withdrawal, a traditional method, is being used by **15.2%** (see Figure 2).

FIGURE 2. Use and non-use of contraception: adolescent girls in union, aged 15–19 years (%)



Source: analysis of PDHS 2013ⁱⁱ

LISTED FROM LEAST EFFECTIVE TO MOST EFFECTIVE

Adolescents in a union who are using a modern method most often get it from a **government facility (44.4%)** or a **pharmacy (36.1%)**.

LEARN MORE AT who.int/reproductivehealth/adol-contraceptive-use

ⁱUrban and rural population by age and sex, 1980–2015 [online database]. New York (USA): United Nations Department of Economic and Social Affairs, Population Division; 2014 (<https://esa.un.org/unpd/popdev/urpas/urpas2014.aspx>, accessed 4 November 2016).

ⁱⁱPhilippine Statistics Authority (PSA), ICF International. Philippines Demographic and Health Survey 2013 [Datasets]. PHIR61.DTA. Rockville (MD): ICF International; 2014 (http://dhsprogram.com/data/dataset/Philippines_Standard-DHS_2013.cfm?flag=0, accessed 4 November 2016).

Adolescent contraceptive use

ANALYSIS OF THE PHILIPPINES DEMOGRAPHIC AND HEALTH SURVEY, 2013-14



Among adolescents who had sex before age 20, the average age at first sex is



REPUBLIC OF THE PHILIPPINES



Among adolescents who become parents before age 20, the average age at first birth is



What can be done to support Filipino adolescents to prevent unintended pregnancy?

Plan for how, when, and where different groups of adolescents use or don't use contraception.

Use and non-use of contraception adolescent girls, aged 15-19

Method	Sexually active, unmarried	In union
Not using	68.7%	63.5%
Withdrawal	16.8%	15.2%
Male condom	6.7%	0.7%
Pill	5.1%	11.5%
Injectable contraceptives	--	5.6%
Lactational amenorrhea (LAM)	1.9%	1.3%
IUD	0.8%	1.5%

Learn the reasons why adolescents are not using contraception.

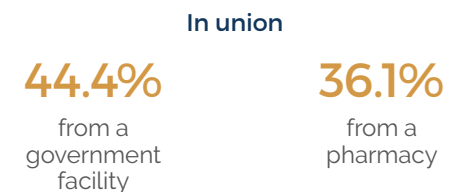
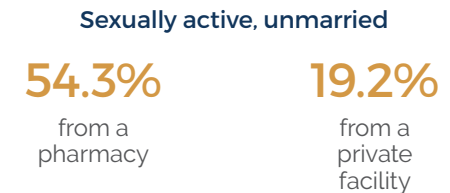
Report not wanting a child in the next two years



Main reasons for not using contraception

Sexually active, unmarried	In union
56.2% not married	26.5% fear of side-effects or health concerns
32.9% infrequent sex	21.9% menses has not returned after giving birth
16.6% fear of side-effects or health concerns	11.9% breastfeeding

Understand that adolescents may get modern contraception from a variety of sources.

















LEARN MORE AT who.int/reproductivehealth/adol-contraceptive-use
















Philippine Statistics Authority (PSA), ICF International. Philippines Demographic and Health Survey 2013 [Datasets]. PHIR61.DTA. Rockville (MD): ICF International; 2014 (http://dhsprogram.com/data/dataset/Philippines_Standard-DHS_2013.cfm?flag=0, accessed 4 November 2016).
COMPILED IN 2016 | UPDATED NOVEMBER 2016

Icon Directory








METHODS:

-  Not using
-  Withdrawal
-  Periodic abstinence
-  Rhythm/calendar
-  Female condom
-  Male condom
-  Standard days/cycle beads
-  Pill
-  Injectable contraceptives
-  Lactational amenorrhea (LAM)
-  Implants
-  IUD
-  Male sterilization
-  Female sterilization

REASONS FOR NON-USE:

-  Not married
-  Not having sex
-  Infrequent sex
-  Menses has not returned after birth
-  Breastfeeding
-  Fatalistic (up to god)
-  She is opposed
-  Husband/partner is opposed
-  Religious prohibition
-  Knows no method
-  Knows no source
-  Fear of side effects/health concerns
-  Inconvenient to use
-  Others opposed
-  Lack of access/too far

SOURCE OF METHOD:

-  Government facility
-  Private facility
-  Pharmacy
-  Shop
-  Friends or parents
-  Other
-  Community Health Worker