

# Adolescent contraceptive use

DATA FROM THE NAMIBIA DEMOGRAPHIC AND HEALTH SURVEY (NDHS), 2013

## Adolescent population: who are they?

In the Republic of Namibia, there are **538 000** adolescents aged 10–19 years – **24.5%** of the country's total population.<sup>i</sup> More than half of adolescents live in rural areas, **62.7%** of adolescent girls and **67.2%** of adolescent boys.<sup>i</sup>

By age 19, the mean number of years of schooling attended by both adolescent girls and boys is **9.6**.<sup>ii</sup> Among adolescents who become parents before age 20, the average age at which Namibian adolescent girls have their first baby is **17.5** years, while the average age at which adolescent boys first become fathers is **18.3**.<sup>ii</sup>

## Sexual activity and marital status

Analysis of data from the NDHS<sup>ii</sup> shows that nearly **71 000** Namibians aged 15–19 are currently sexually active – they are either unmarried and have had sex in the last three months or they are in a union (i.e. married or living together). On average, among adolescents who had sex before age 20, adolescent girls first have sexual intercourse at age **17.1** years and adolescent boys at **16.3** years.

Among unmarried adolescents, **41.7%** of adolescent girls report ever having sex and **22.1%** are currently sexually active; among adolescent boys, **42.7%** report ever having sex, while **25.1%** are currently sexually active.

Among all Namibian adolescents, **5.4%** of adolescent girls and **0.8%** of adolescent boys are in a union. Among these adolescents, the mean age of the first union is **16.9** years for adolescent girls and **17.6** for adolescent boys.

## What can be done to support Namibian adolescents to prevent unintended pregnancy?

Plan for how, when and where different groups of sexually active adolescents (married and unmarried, boys and girls, rural and urban) use and do not use contraception.

Learn the reasons why adolescents are not using contraception, and develop policies and programmes to better address their needs.

Understand that adolescents may get contraception from a variety of sources and ensure that each of these sources can provide high quality services for adolescents.

# Contraceptive use and non-use among adolescent girls

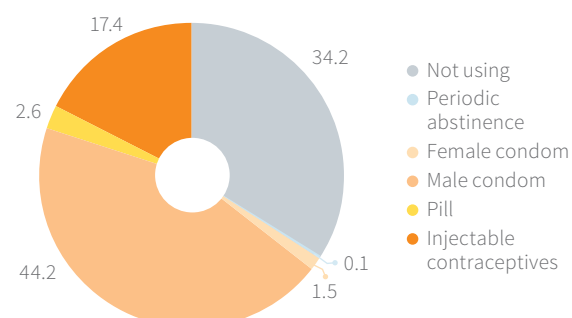
## Unmarried, sexually active

According to NDHS<sup>ii</sup> analyses, **80.3%** of unmarried, sexually active adolescent girls report not wanting a child in the next two years, and **76.2%** of them are currently using a method to prevent pregnancy. The main reasons these adolescents report for not using a contraceptive method include:

- **infrequent sex (21.4%)**
- **not married (11.8%)**
- **fear of side-effects or health concerns (9.2%)**

Among all unmarried, sexually active adolescent girls aged 15–19, **34.2%** are not using a method of contraception. Male condoms and injectable contraceptives are the most common modern methods used (**44.2%** and **17.4%** of these adolescent girls, respectively). Only a small proportion, **0.1%**, are using periodic abstinence, a traditional method (see Figure 1).

**FIGURE 1. Use and non-use of contraception: unmarried sexually active adolescent girls, aged 15–19 years (%)**



Source: analysis of NDHS 2013<sup>ii</sup>

LISTED FROM LEAST EFFECTIVE TO MOST EFFECTIVE

Unmarried, sexually active adolescents who are using a modern method most often get it from a **government facility (59.2%)** or a **shop (24.5%)**.

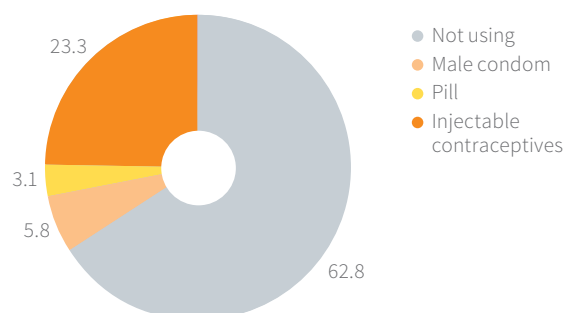
## In union

According to NDHS<sup>ii</sup> analyses, **53.9%** of adolescent girls in a union report not wanting a child in the next two years, yet only **35.9%** of them are currently using any method to prevent pregnancy. The main reasons these adolescents report for not using a contraceptive method include:

- **lack of access or too far (19.7%)**
- **breastfeeding (13.9%)**
- **not having sex (12.7%)**

Among all adolescent girls in a union aged 15–19, **62.8%** are not using a method of contraception. Injectable contraceptives are the most common modern method used (**23.3%** of these adolescent girls), followed by male condoms (**5.8%**) or pills (**3.1%**) (see Figure 2).

**FIGURE 2. Use and non-use of contraception: adolescent girls in union, aged 15–19 years (%)**



Source: analysis of NDHS 2013<sup>ii</sup>

LISTED FROM LEAST EFFECTIVE TO MOST EFFECTIVE

Adolescents in a union who are using a modern method most often get it from a **government facility (88.9%)** or a **private facility (5.8%)**.

LEARN MORE AT [who.int/reproductivehealth/adol-contraceptive-use](http://who.int/reproductivehealth/adol-contraceptive-use)

<sup>i</sup> Urban and rural population by age and sex, 1980–2015 [online database]. New York (USA): United Nations Department of Economic and Social Affairs, Population Division; 2014 (<https://esa.un.org/unpd/popdev/urpas/urpas2014.aspx>, accessed 4 November 2016).

<sup>ii</sup> The Namibia Ministry of Health and Social Services (MoHSS), ICF International. Namibia Demographic and Health Survey 2013 [Datasets]. NMIR61.DTA and NMRR61.DTA. Rockville (MD): ICF International; 2014 ([http://dhsprogram.com/data/dataset/Namibia\\_Standard-DHS\\_2013.cfm?flag=0](http://dhsprogram.com/data/dataset/Namibia_Standard-DHS_2013.cfm?flag=0), accessed 4 November 2016).

# Adolescent contraceptive use

ANALYSIS OF THE NAMIBIA DEMOGRAPHIC AND HEALTH SURVEY, 2013



Among adolescents who had sex before age 20, the average age at first sex is



17.1 years  
for adolescent girls



16.3 years  
for adolescent boys

## REPUBLIC OF NAMIBIA



0.5

million  
adolescents  
ages 10-19

Among adolescents who become parents before age 20, the average age at first birth is

17.5

for adolescent girls

18.3

for adolescent boys

## What can be done to support Namibian adolescents to prevent unintended pregnancy?

Plan for how, when, and where different groups of adolescents use or don't use contraception.

Use and non-use of contraception adolescent girls, aged 15-19

Method	Sexually active, unmarried	In union
Not using	34.2%	62.8%
Periodic abstinence	0.1%	--
Female condom	1.5%	--
Male condom	44.2%	5.8%
Pill	2.6%	3.1%
Injectable contraceptives	17.4%	23.3%

Learn the reasons why adolescents are not using contraception.

Report not wanting a child in the next two years

80.3%

sexually active, unmarried adolescent girls

53.9%

adolescent girls in union

Main reasons for not using contraception

Sexually active, unmarried

21.4% infrequent sex

11.8% not married

9.2% fear of side-effects or health concerns

In union

19.7% lack of access or too far

13.9% breastfeeding

12.7% not having sex

Understand that adolescents may get modern contraception from a variety of sources.



Sexually active, unmarried

59.2%

from a government facility



24.5%

from a shop



In union

88.9%

from a government facility



5.8%

from a private facility















LEARN MORE AT [who.int/reproductivehealth/adol-contraceptive-use](http://who.int/reproductivehealth/adol-contraceptive-use)

The Namibia Ministry of Health and Social Services (MoHSS), ICF International. Namibia Demographic and Health Survey 2013 [Datasets]. NMIR61.DTA and NMMR61.DTA. Rockville (MD): ICF International; 2014 ([http://dhsprogram.com/data/dataset/Namibia\\_Standard-DHS\\_2013.cfm?flag=0](http://dhsprogram.com/data/dataset/Namibia_Standard-DHS_2013.cfm?flag=0), accessed 4 November 2016).
















COMPILED IN 2016 | UPDATED NOVEMBER 2016

# Icon Directory








## METHODS:

-  Not using
-  Withdrawal
-  Periodic abstinence
-  Rhythm/calendar
-  Female condom
-  Male condom
-  Standard days/cycle beads
-  Pill
-  Injectable contraceptives
-  Lactational amenorrhea (LAM)
-  Implants
-  IUD
-  Male sterilization
-  Female sterilization

## REASONS FOR NON-USE:

-  Not married
-  Not having sex
-  Infrequent sex
-  Menses has not returned after birth
-  Breastfeeding
-  Fatalistic (up to god)
-  She is opposed
-  Husband/partner is opposed
-  Religious prohibition
-  Knows no method
-  Knows no source
-  Fear of side effects/health concerns
-  Inconvenient to use
-  Others opposed
-  Lack of access/too far

## SOURCE OF METHOD:

-  Government facility
-  Private facility
-  Pharmacy
-  Shop
-  Friends or parents
-  Other
-  Community Health Worker