

Adolescent contraceptive use

DATA FROM LA ENCUESTA NACIONAL DE SALUD Y DEMOGRAFÍA DE REPUBLICA DE HONDURAS (ENDESAH), 2011-12

Adolescent population: who are they?

In the Republic of Honduras, there are **1.8 million** adolescents aged 10–19 years – **21.4%** of the country's total population.ⁱ The majority of adolescents live in urban areas, **52.9%** of adolescent girls and **51.1%** of adolescent boys.

By age 19, the mean number of years of schooling attended by adolescent girls is **8.7**, while for boys it is **8.1**.ⁱⁱ Among adolescents who become parents before age 20, the average age at which Honduran adolescent girls have their first baby is **17.2** years, while the average age at which adolescent boys first become fathers is **17.9**.ⁱⁱ

Sexual activity and marital status

Analysis of data from the ENDESAHⁱⁱⁱ shows that over **329 000** Hondurans aged 15–19 are currently sexually active – they are either unmarried and have had sex in the last three months or they are in a union (i.e. married or living together). On average, among adolescents who had sex before age 20, adolescent girls first have sexual intercourse at age **16.4** years and adolescent boys at **15.7** years.

Among unmarried adolescents, **21.0%** of adolescent girls report ever having sex and **10.5%** are currently sexually active; among adolescent boys, **54.7%** report ever having sex, while **34.9%** are currently sexually active.

Among all Honduran adolescents, **22.6%** of adolescent girls and **5.3%** of adolescent boys are in a union. Among these adolescents, the mean age of the first union is **16.5** years for adolescent girls and **17.3** for adolescent boys.

What can be done to support Honduran adolescents to prevent unintended pregnancy?

Plan for how, when and where different groups of sexually active adolescents (married and unmarried, boys and girls, rural and urban) use and do not use contraception.

Learn the reasons why adolescents are not using contraception, and develop policies and programmes to better address their needs.

Understand that adolescents may get contraception from a variety of sources and ensure that each of these sources can provide high quality services for adolescents.

Contraceptive use and non-use among adolescent girls

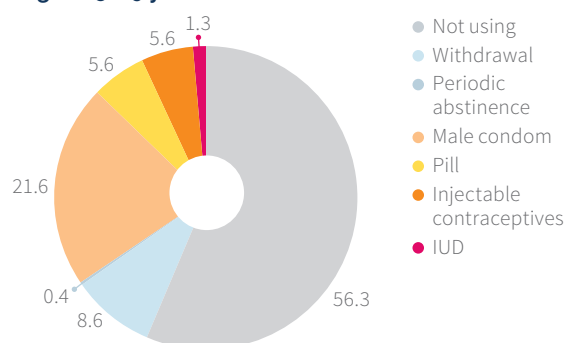
Unmarried, sexually active

According to ENDESAHⁱⁱ analyses, **75.9%** of unmarried, sexually active adolescent girls report not wanting a child in the next two years, yet only **46.2%** of them are currently using any method to prevent pregnancy. The main reasons these adolescents report for not using a contraceptive method include:

- **not having sex (44.9%)**
- **not married (43.9%)**
- **infrequent sex (28.9%)**

Among all unmarried, sexually active girls aged 15–19, **56.3%** are not using a method of contraception. Male condoms are the most common modern method used (**21.6%** of these adolescent girls), while **5.6%** of adolescent girls use pills and **5.6%** use injectable contraceptives. IUDs, which are considered to be one of the most effective methods, are used by **1.3%**. Withdrawal, a traditional method, is used by **9.0%** of these adolescent girls (see Figure 1).

FIGURE 1. Use and non-use of contraception: unmarried sexually active adolescent girls, aged 15–19 years (%)



Source: analysis of ENDESAH 2011-12ⁱ

LISTED FROM LEAST EFFECTIVE TO MOST EFFECTIVE

Unmarried, sexually active adolescents who are using a modern method most often get it from a **pharmacy (55.6%)** or a **government facility (27.2%)**.

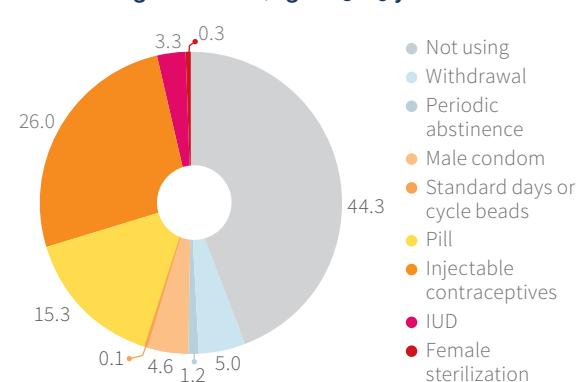
In union

According to ENDESAHⁱⁱ analyses, **70.8%** of adolescent girls in a union report not wanting a child in the next two years, and **60.2%** of them are currently using any method to prevent pregnancy. The main reasons these adolescents report for not using a contraceptive method include:

- **menses has not returned after giving birth (24.3%)**
- **breastfeeding (22.9%)**
- **not having sex (19.1%)**

Among all girls in a union aged 15–19, **44.3%** are not using a method of contraception. Injectable contraceptives and pills are the most common modern methods used (**26.0%** and **15.3%** of these adolescent girls, respectively), while IUDs are used by **3.3%**. Female sterilization, a permanent method, is used by **0.3%**. Traditional methods (withdrawal or periodic abstinence) are used by **6.2%** of these adolescent girls (see Figure 2).

FIGURE 2. Use and non-use of contraception: adolescent girls in union, aged 15–19 years (%)



Source: analysis of ENDESAH 2011-12ⁱ

LISTED FROM LEAST EFFECTIVE TO MOST EFFECTIVE

Adolescents in a union who are using a modern method most often get it from a **government facility (53.5%)** or a **pharmacy (28.0%)**.

LEARN MORE AT who.int/reproductivehealth/adol-contraceptive-use

ⁱ Urban and rural population by age and sex, 1980–2015 [online database]. New York (USA): United Nations Department of Economic and Social Affairs, Population Division; 2014 (<https://esa.un.org/unpd/popdev/urpas/urpas2014.aspx>, accessed 4 November 2016).

ⁱⁱ Secretaría de Salud (SS) [Honduras], Instituto Nacional de Estadística (INE) [Honduras], ICF International. Encuesta Nacional de Salud y Demografía 2011-2012 [Datasets]. HNR62.DTA and HNM62.DTA. Calverton (MD): ICF International; 2013 (http://dhsprogram.com/data/dataset/Honduras_Standard-DHS_2011.cfm?flag=0, accessed 4 November 2016).

Adolescent contraceptive use

ANALYSIS OF LA ENCUESTA NACIONAL DE SALUD Y DEMOGRAFÍA DE REPUBLICA DE HONDURAS, 2011-12



Among adolescents who had sex before age 20, the average age at first sex is



16.4 years
for adolescent girls



15.7 years
for adolescent boys

REPUBLIC OF HONDURAS



1.8

million
adolescents
ages 10-19

Among adolescents who become parents before age 20, the average age at first birth is

17.2

for adolescent girls

17.9

for adolescent boys

What can be done to support Honduran adolescents to prevent unintended pregnancy?

Plan for how, when, and where different groups of adolescents use or don't use contraception.

Use and non-use of contraception adolescent girls, aged 15-19

Method	Sexually active, unmarried	In union
Not using	56.3%	44.3%
Withdrawal	8.6%	5.0%
Periodic abstinence	0.4%	1.2%
Male condom	21.6%	4.6%
Standard days or cycle beads	--	0.1%
Pill	5.6%	15.3%
Injectable contraceptives	5.6%	26.0%
IUD	1.3%	3.3%
Female sterilization	--	0.3%

Learn the reasons why adolescents are not using contraception.

Report not wanting a child in the next two years



Main reasons for not using contraception

Sexually active, unmarried	In union
44.9% not having sex	24.3% menses has not returned after giving birth
43.9% not married	22.9% breastfeeding
28.9% infrequent sex	19.1% not having sex

Understand that adolescents may get modern contraception from a variety of sources.



Sexually active, unmarried
55.6%
from a pharmacy



Sexually active, unmarried
27.2%
from a government facility



In union
53.5%
from a government facility



In union
28.0%
from a pharmacy















LEARN MORE AT who.int/reproductivehealth/adol-contraceptive-use

Secretaría de Salud (SS) [Honduras], Instituto Nacional de Estadística (INE) [Honduras], ICF International. Encuesta Nacional de Salud y Demografía 2011-2012 [Datasets]. HNR62.DTA and HNM62.DTA. Calverton (MD): ICF International; 2013 (http://dhsprogram.com/data/dataset/Honduras_Standard-DHS_2011.cfm?flag=0, accessed 4 November 2016).
















COMPILED IN 2016 | UPDATED NOVEMBER 2016

Icon Directory








METHODS:

-  Not using
-  Withdrawal
-  Periodic abstinence
-  Rhythm/calendar
-  Female condom
-  Male condom
-  Standard days/cycle beads
-  Pill
-  Injectable contraceptives
-  Lactational amenorrhea (LAM)
-  Implants
-  IUD
-  Male sterilization
-  Female sterilization

REASONS FOR NON-USE:

-  Not married
-  Not having sex
-  Infrequent sex
-  Menses has not returned after birth
-  Breastfeeding
-  Fatalistic (up to god)
-  She is opposed
-  Husband/partner is opposed
-  Religious prohibition
-  Knows no method
-  Knows no source
-  Fear of side effects/health concerns
-  Inconvenient to use
-  Others opposed
-  Lack of access/too far

SOURCE OF METHOD:

-  Government facility
-  Private facility
-  Pharmacy
-  Shop
-  Friends or parents
-  Other
-  Community Health Worker