

Adolescent contraceptive use

DATA FROM THE GUYANA DEMOGRAPHIC AND HEALTH SURVEY (GDHS), 2009

Adolescent population: who are they?

In the Republic of Guyana, there are **191 000** adolescents aged 10–19 years – **23.7%** of the country's total population.ⁱ The majority of adolescents live in rural areas, **71.9%** of adolescent girls and **72.2%** of adolescent boys.ⁱ

By age 19, the mean number of years of schooling attended by adolescent girls is **9.5**, while for adolescent boys it is **10.0**.ⁱⁱ Among adolescents who become parents before age 20, the average age at which Guyanese adolescent girls have their first baby is **17.3** years, while the average age at which adolescent boys first become fathers is **18.2**.ⁱⁱ

Sexual activity and marital status

Analysis of data from the GDHSⁱⁱ shows that more than **25 000** Guyanese adolescents aged 15–19 are currently sexually active – they are either unmarried and have had sex in the last three months or they are in a union (i.e. married or living together). On average, among adolescents who had sex before age 20, adolescent girls first have sexual intercourse at age **16.8** years and adolescent boys at **15.7** years.

Among unmarried adolescents, **26.5%** of adolescent girls report having had sex and **16.3%** are currently sexually active; among adolescent boys, **39.9%** report ever having sex, while **26.0%** are currently sexually active.

Among all Guyanese adolescents, **16.3%** of adolescent girls and **1.2%** of adolescent boys are in a union. Among these adolescents, the mean age of the first union is **16.8** years for adolescent girls and **17.4** for adolescent boys.

What can be done to support Guyanese adolescents to prevent unintended pregnancy?

Plan for how, when and where different groups of sexually active adolescents (married and unmarried, boys and girls, rural and urban) use and do not use contraception.

Learn the reasons why adolescents are not using contraception, and develop policies and programmes to better address their needs.

Understand that adolescents may get contraception from a variety of sources and ensure that each of these sources can provide high quality services for adolescents.

Contraceptive use and non-use among adolescent girls

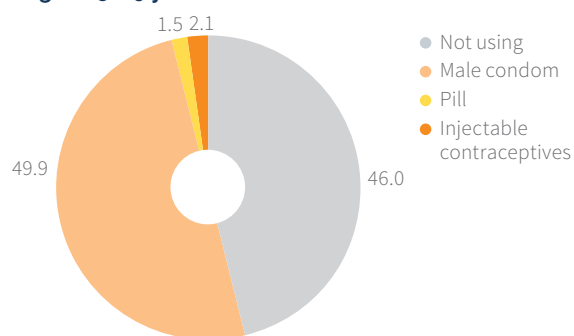
Unmarried, sexually active

According to GDHSⁱⁱ analyses, **82.2%** of unmarried, sexually active adolescent girls report not wanting a child in the next two years, yet only **57.8%** of them are currently using any method to prevent pregnancy. The main reasons these adolescents report for not using a contraceptive method include:

- **infrequent sex (45.7%)**
- **not having sex (13.5%)**
- **not married (7.3%)**

Among all unmarried, sexually active adolescent girls aged 15–19, **46.0%** are not using a method of contraception. Male condoms are the most common modern method used (**49.9%** of these adolescent girls), **2.1%** use injectable contraceptives and **1.5%** use pills (see Figure 1).

FIGURE 1. Use and non-use of contraception: unmarried sexually active adolescent girls, aged 15–19 years (%)



Source: analysis of GDHS 2009ⁱⁱ

LISTED FROM LEAST EFFECTIVE TO MOST EFFECTIVE

Unmarried, sexually active adolescents who are using a modern method most often get it from a **government facility (31.3%)** or a **pharmacy (20.8%)**.

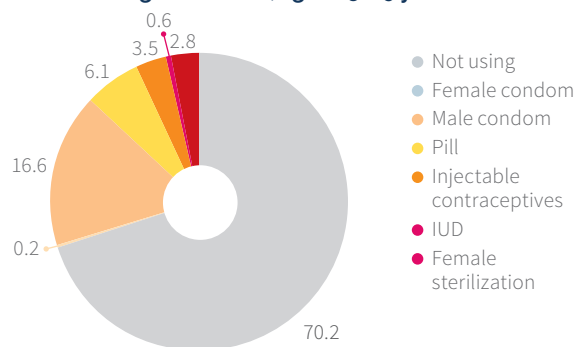
In union

According to GDHSⁱⁱ analyses, **49.0%** of adolescent girls in a union report not wanting a child in the next two years, yet only **38.4%** of them are currently using any method to prevent pregnancy. The main reasons these adolescents report for not using a contraceptive method include:

- **fear of side-effects or health concerns (17.9%)**
- **infrequent sex (10.0%)**
- **knows no method (8.8%)**

Among all adolescent girls in a union aged 15–19, **70.2%** are not using a method of contraception. Male condoms and pills are the most common modern methods used (**16.6%** and **6.1%** of these adolescent girls, respectively). IUDs, one of the most effective methods, are used by **0.6%**. Female sterilization, a permanent method, is used by **2.8%** of these adolescent girls (see Figure 2).

FIGURE 2. Use and non-use of contraception: adolescent girls in union, aged 15–19 years (%)



Source: analysis of GDHS 2009ⁱⁱ

LISTED FROM LEAST EFFECTIVE TO MOST EFFECTIVE

Adolescents in a union who are using a modern method most often get it from a **government facility (42.1%)** or a **pharmacy (34.2%)**.

LEARN MORE AT who.int/reproductivehealth/adol-contraceptive-use

ⁱUrban and rural population by age and sex, 1980–2015 [online database]. New York (USA): United Nations Department of Economic and Social Affairs, Population Division; 2014 (<https://esa.un.org/unpd/popdev/urpas/urpas2014.aspx>, accessed 4 November 2016).

ⁱⁱBureau of Statistics (Guyana), Ministry of Health (Guyana), ICF International. Guyana Demographic and Health Survey 2009 [Datasets]. GYIR51.DTA and GYMR51.DTA. Calverton (MD): ICF International; 2010 (http://dhsprogram.com/data/dataset/Guyana_Standard-DHS_2009.cfm?flag=0, accessed 4 November 2016).

Adolescent contraceptive use

ANALYSIS OF THE GUYANA DEMOGRAPHIC AND HEALTH SURVEY, 2009



Among adolescents who had sex before age 20, the average age at first sex is



16.8 years
for adolescent girls



15.7 years
for adolescent boys

REPUBLIC OF GUYANA



0.2

million
adolescents
ages 10-19

Among adolescents who become parents before age 20, the average age at first birth is

17.3

for adolescent girls

18.2

for adolescent boys

What can be done to support Guyanese adolescents to prevent unintended pregnancy?

Plan for how, when, and where different groups of adolescents use or don't use contraception.

Use and non-use of contraception adolescent girls, aged 15-19

Method	Sexually active, unmarried	In union
Not using	46.0%	70.2%
Female condom	--	0.2%
Male condom	49.9%	16.6%
Pill	1.5%	6.1%
Injectable contraceptives	2.1%	3.5%
IUD	--	0.6%
Female sterilization	--	2.8%

Learn the reasons why adolescents are not using contraception.

Report not wanting a child in the next two years

82.2%

sexually active, unmarried adolescent girls

49.0%

adolescent girls in union

Main reasons for not using contraception

Sexually active, unmarried

45.7% infrequent sex

13.5% not having sex

7.3% not married

In union

17.9% fear of side-effects or health concerns

10.0% infrequent sex

8.8% knows no method

Understand that adolescents may get modern contraception from a variety of sources.



31.3%

from a government facility



20.8%

from a pharmacy



42.1%

from a government facility

















34.2%
















from a pharmacy

Icon Directory








METHODS:

-  Not using
-  Withdrawal
-  Periodic abstinence
-  Rhythm/calendar
-  Female condom
-  Male condom
-  Standard days/cycle beads
-  Pill
-  Injectable contraceptives
-  Lactational amenorrhea (LAM)
-  Implants
-  IUD
-  Male sterilization
-  Female sterilization

REASONS FOR NON-USE:

-  Not married
-  Not having sex
-  Infrequent sex
-  Menses has not returned after birth
-  Breastfeeding
-  Fatalistic (up to god)
-  She is opposed
-  Husband/partner is opposed
-  Religious prohibition
-  Knows no method
-  Knows no source
-  Fear of side effects/health concerns
-  Inconvenient to use
-  Others opposed
-  Lack of access/too far

SOURCE OF METHOD:

-  Government facility
-  Private facility
-  Pharmacy
-  Shop
-  Friends or parents
-  Other
-  Community Health Worker