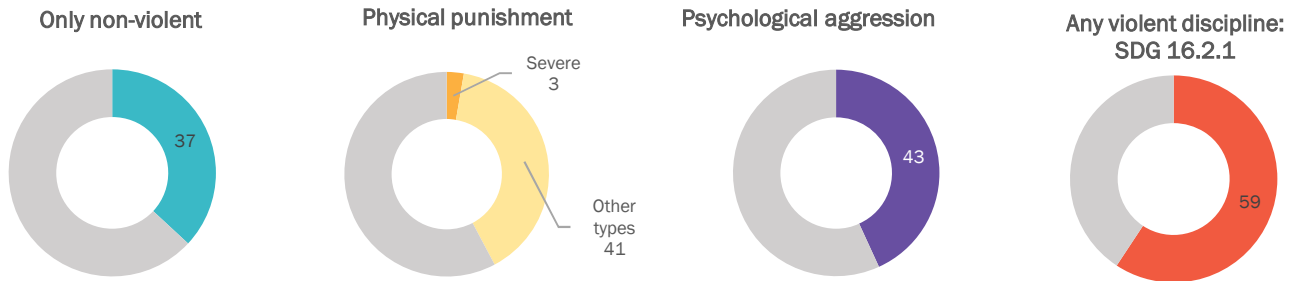


### Child Discipline

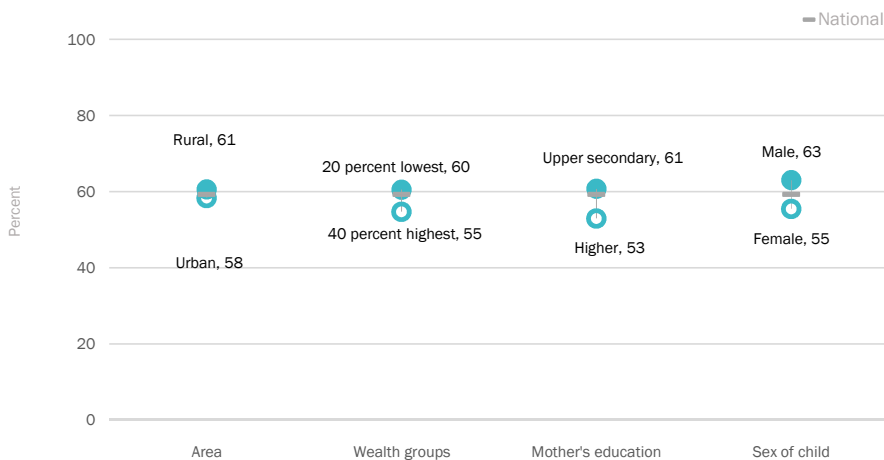


### Types of Child Discipline



Percentage of children age 1 to 14 years who experienced any discipline in the past month, by type

### Violent Discipline: Inequalities



Percentage of children aged 1 to 14 years who experienced any violent discipline in the past month, by background characteristics

**Physical punishment:** Shaking, hitting or slapping a child on the hand/arm/leg, hitting on the bottom or elsewhere on the body with a hard object, spanking or hitting on the bottom with a bare hand, hitting or slapping on the face, head or ears, and hitting or beating hard and repeatedly.

**Severe physical punishment:** Hitting or slapping a child on the face, head or ears, and hitting or beating a child hard and repeatedly.

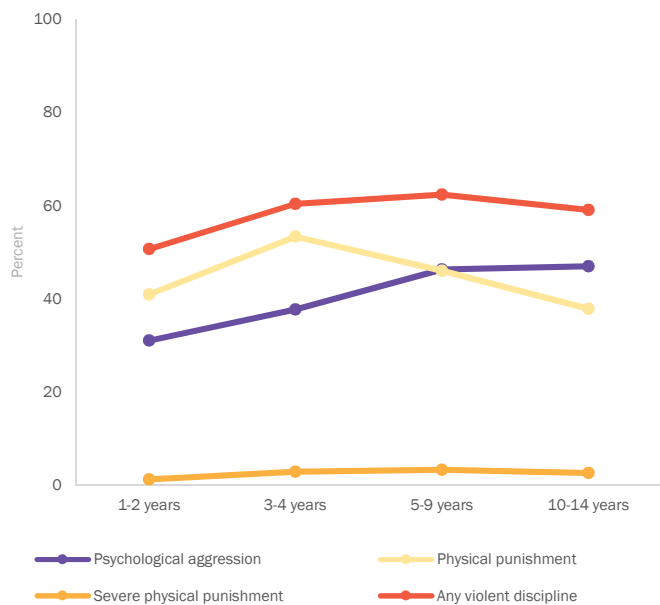
**Psychological aggression:** Shouting, yelling or screaming at a child, as well as calling a child offensive names such as 'dumb' or 'lazy'.

**Violent discipline:** Any physical punishment and/or psychological aggression.

### Key Messages

- Almost three out of five children age 1-14 years experienced any kind of violent discipline in the month prior to the survey from adult members of the household.
- Two out of five children age 1-14 years experienced physical punishment and three percent experienced severe physical punishment, like hitting or slapping a child on the face, head or ears, and hitting or beating a child hard and repeatedly.
- Similarly, two out of five children in the same age group were subjected to psychological aggression.
- 63 percent of boys were subject of violent discipline and 55 percent of girls.
- After four years of age, children are less and less subjected to physical punishment and more often to psychological aggression.
- Some differences are observed in use of violent discipline by wealth groups and mother's education.
- One in five mothers/caretakers who were respondents to a child discipline module thinks that physical punishment is necessary to properly raise or educate children.
- Attitudes to physical punishment vary between provinces, ranging from 6 percent in Pyongyang to 39 percent of respondents in Ryanggang who think physical punishment is necessary.

## Violent Discipline: Age Patterns



Percentage of children age 1 to 14 years who experienced any violent discipline in the past month, by type and by age

## Physical Punishment: Attitudes & Experiences

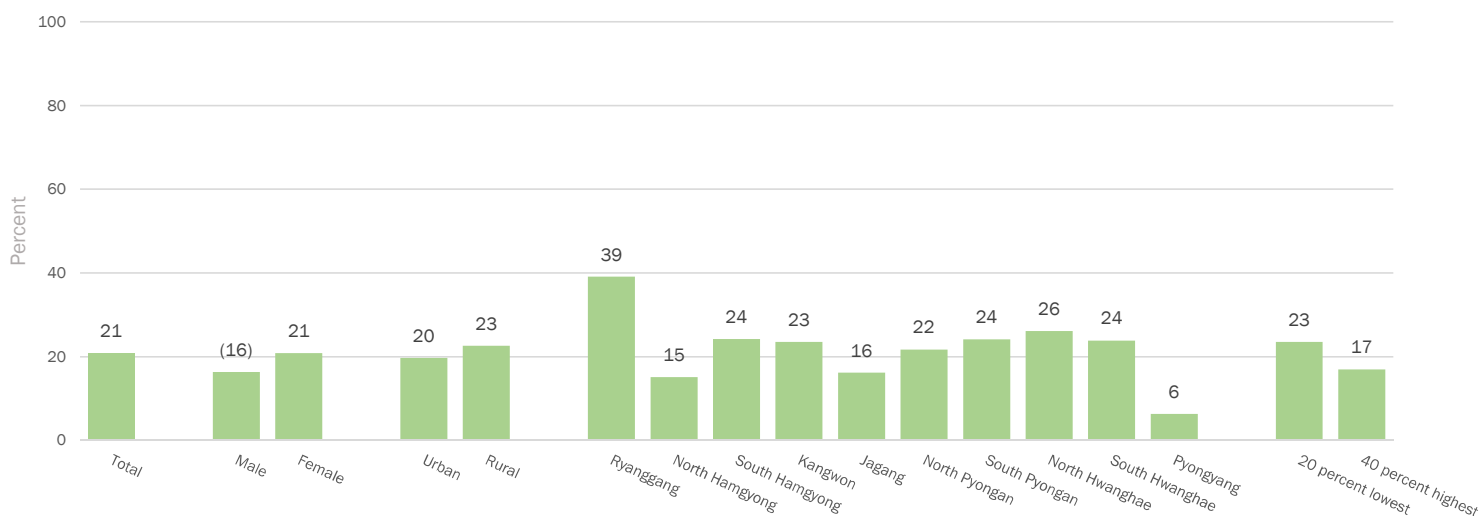
Percentage of respondents who think that physical punishment is necessary

21

Percentage of children age 1-14 years who experienced any physical punishment

43

## Attitudes to Physical Punishment



Percentage of respondents to the child discipline module who think that physical punishment is necessary to raise or educate children, by their background characteristics

Note: Figure for category 'Male' is based on 25 - 49 unweighted cases

The DPR Korea Multiple Indicator Cluster Survey (MICS) was carried out in 2017 by the Central Bureau of Statistics as part of the global MICS programme. Technical and financial support was provided by the United Nations Children's Fund (UNICEF).

The objective of this snapshot is to disseminate selected findings from the DPR Korea MICS 2017 related to child discipline. Data from this snapshot can be found in tables PR.2.1 and PR.2.2.

Further statistical snapshots and the Survey Findings Report for this and other MICS are available on [mics.unicef.org/surveys](https://mics.unicef.org/surveys).