

# Welcome to *Clarity. Capital.* *Continuity: Collective* *Action for Resilience in* *Supplies*

*Please find a seat and help yourself  
to lunch. We will begin shortly!*

*As you get settled, take our  
quick Menti Poll to help frame  
our first session*



Visit [www.menti.com](https://www.menti.com) and use  
code **1876 6235**.



Reproductive Health  
**SUPPLIES COALITION**

Follow RHSC at ICFP: [bit.ly/rhsc-icfp25](https://bit.ly/rhsc-icfp25)



# Clarity. Capital. Continuity: Collective Action for Resilience in Supplies

Tuesday, 3 November | 1-2:45PM | Agora Convention Center, Floor 2, Room D



Reproductive Health  
**SUPPLIES COALITION**

Follow RHSC at ICFP: [bit.ly/rhsc-icfp25](https://bit.ly/rhsc-icfp25)





**MARTYN SMITH**

*Director, RHSC*

# Opening Remarks

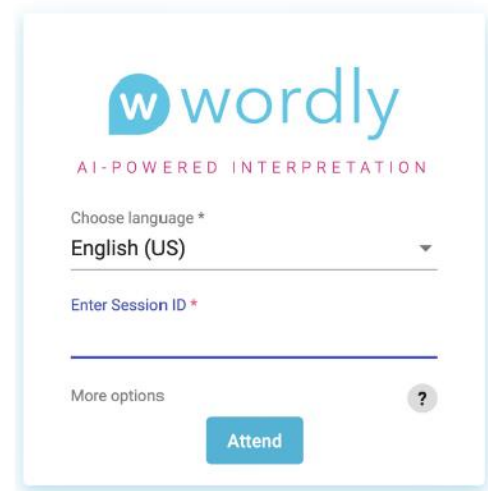
# WORDLY | AI Translation Available in 50+ Languages

## STEP 1



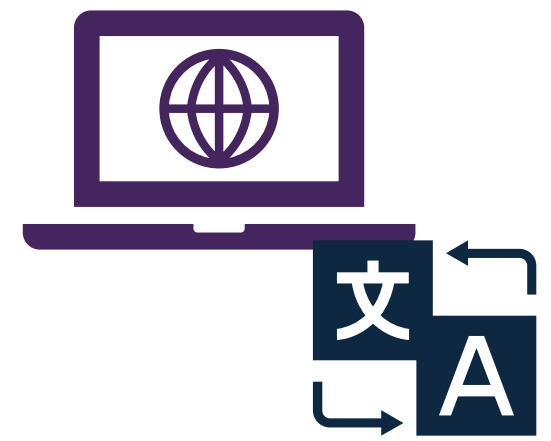
Scan the QR Code or visit <https://attend.wordly.ai/join/RPMY-4225>

## STEP 2



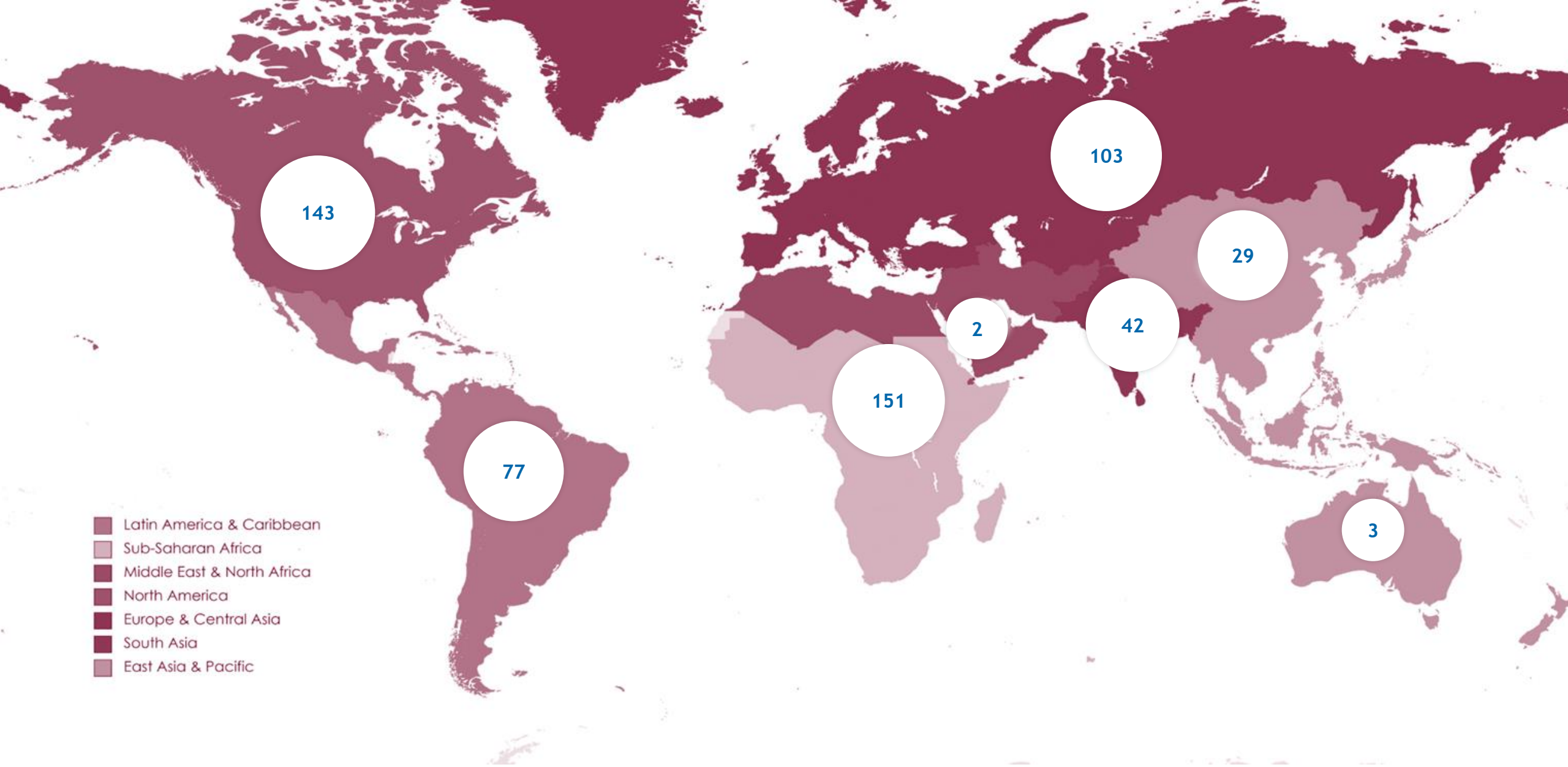
Select your preferred language & click 'attend'

## STEP 3



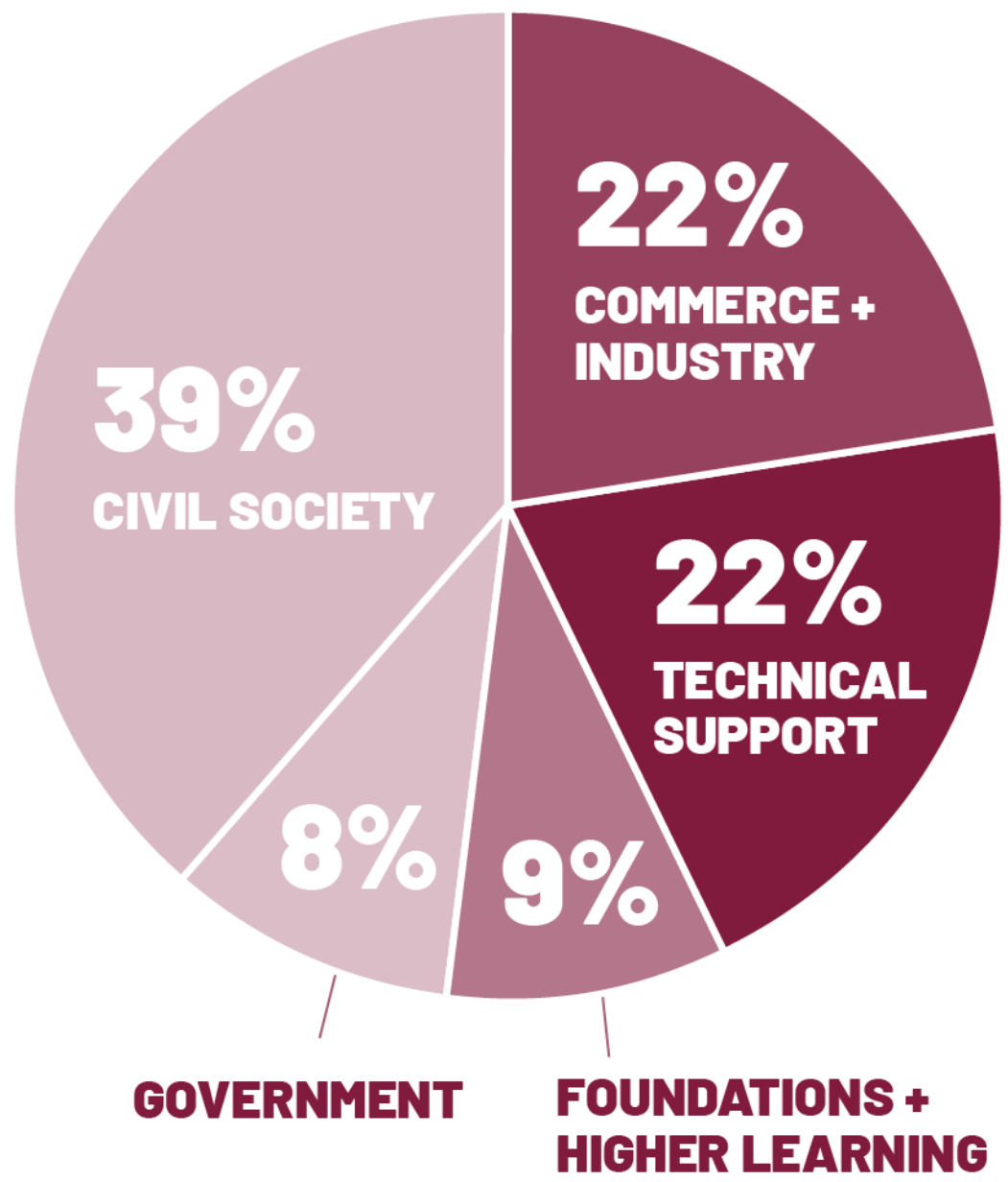
Read the captions in your language of choice

We appreciate your patience and understanding as the AI and our glossary continue to learn and make improvements.




- Latin America & Caribbean
- Sub-Saharan Africa
- Middle East & North Africa
- North America
- Europe & Central Asia
- South Asia
- East Asia & Pacific





# Membership across sectors



# OBJECTIVES

1

To support participants to navigate and understand data resources throughout the conference and prepare them to engage in data discussions

2

To understand RHSC's vision of expanding our role as trusted data steward of quality, standardized, aggregated RH supply-related data to drive and support decision-making for the community in pursuit of greater access to quality, affordable RH supplies globally

3

To identify and explore tangible recommendations for diversifying financing for RH supplies, drawing upon a range of case studies, best practices, and lessons learned;

4

To strengthen relationships with RH suppliers/manufacturers and better understand the market challenges and opportunities faced by manufacturers operating in LMIC markets.

# AGENDA

SESSION		TIMING
Setting the Stage: Introductions & Opening Remarks		25 min
Know Your Data		40 min
<i>Concurrent Sessions</i>	The Future of RH Supplies Financing	25 min
	Manufacturer Roundtables	
Plenary & Closing Remarks		10 min



**BETH FREDRICK**

*Executive Chair, RHSC*

# **RH Supplies Against a Backdrop of Global Health Insecurity**



**JAVIERA CANALES**

*President, RHSC's ForoLAC*

*Comité Directo*

*Executive Director, Miles Chile*

# The LAC Example: The Power of Collective Action in the Face of Changing Funding Landscapes

Remarks in Spanish

# Recent impacts in LAC due to USAID funding withdrawal

- In 2025, most U.S. assistance was suspended; in Latin America and the Caribbean (LAC), this resulted in paused or closed programs (health, peace, protection) and increased risks for SRH supply chains<sup>1</sup>
- For HIV, PEPFAR freezes affected countries with ongoing operations in the region, interrupting activities and adding pressure to services<sup>2</sup>
- In contraception, funding gaps for commodity procurement expanded, raising the risks of stockouts and price spikes<sup>3</sup>

1. Reuters, “USAID suspension... Colombia programs” (18 Mar 2025)
2. UNAIDS, “Latin America & Caribbean feature stories” (Feb 2025)
3. CHAI-RHSC, *Family Planning Market Report 2024*, p. 11

# How much U.S. support went to LAC?



1

FY2025 U.S. request for LAC (all foreign aid accounts, including USAID and State): approx. USD 2.2 billion<sup>1</sup>

2

Example: Colombia, one of the main recipients of U.S. aid, saw multiple programs at risk or closed after cuts, revealing wider regional ripple effects<sup>2</sup>

3

In health: PEPFAR and FP/SRH programs across LAC mean that U.S. cuts affect services, commodities, and system support<sup>3</sup>

1. Congressional Research Service, “U.S. Foreign Assistance Summary” (June 2025)
2. Reuters, same as note 1 slide 1. KFF, “U.S. Global Health Programs by Region” (2024)
3. Reuters, same as note 1 slide 1. KFF, “U.S. Global Health Programs by Region” (2024)

# A cascading effect on SRH financing

- Even where countries/CSOs did not receive USAID directly, other funding sources have been “stretched”, reallocating budgets and widening gaps (e.g., a USD 157M shortfall in contraceptive procurement)<sup>1</sup>
- Supply networks and tools like VAN/RH Viz show risks in logistics and pricing, affecting real-time availability for users<sup>2</sup>
- In LAC this often means delayed procurement, reduced buffer stocks, and greater sensitivity to market shocks

1. CHAI-RHSC, same as note 3 in slide 1

2. RHSC, “Directors Message July 2025”

# Our experience at Miles

The Miles logo is rendered in a large, bold, black, sans-serif font. The letters are filled with a fine, grey halftone dot pattern. The logo is positioned on the left side of the slide, partially overlapping a background of a faint, light grey grid.

1

Even without relying on a single donor, we have felt the impact: projects already negotiated and cleared for signing were either significantly reduced or fully withdrawn — with no time to react

2

This affects program continuity, staffing planning, and timeline commitments to communities

3

Resilience now means diversifying revenue streams, procurement calendars, and advocacy to secure SRH supplies

# COVID-19 background: price increase in SRH commodities

Our 2021 research found up to a 38% increase in SRH commodity prices during COVID-19, exposing vulnerabilities in supply chains and the need for public mediation mechanisms

This context helped shape public procurement reforms in Chile (via CENABAST) and civil society oversight



# Lessons and a replicable practice from Chile



- Efficient public procurement: CENABAST’s role in expanding access and reducing out-of-pocket costs for contraceptives (legal framework, pharmacy/insurer agreements, price and stock transparency)<sup>1</sup>
- Civil society’s role: citizen monitoring and technical dialogue to fix supply lists, detect gaps, and push regulatory improvements
- Regional relevance: prioritize a minimum SRH commodity basket, enable centralized purchasing, and create temporary financial bridges while international flows recover

1. Miles/Foro LAC 2024 report, “CENABAST and public procurement”, pp. 23–27



**CHIEDU  
EZEADUM**

*Regional Control Tower  
Manager, VAN*

# Know Your Data: Part One

# Quiz of BIG NUMBERS



**Big # 1**

**\$316 million**

# \$316 million

- A. The estimated unfunded value of FP procurement needs in 2026 using the VAN methodology.
- B. Total value of LARCs shipped worldwide in 2024.
- C. Historical annual procurement value provided by USAID, on average.

## Reveal #1

**ANSWER = A**

\$316 million is the estimated value of FP product procurement currently unfunded for January – December 2026 for 29 countries that share data with the VAN.

Source: [Global FP VAN](#)

**Big #2**

**1.3 billion**

# 1.3 billion

- A. Number of male condoms sold through social marketing and social business organizations in 2024
- B. Number of CYPs generated by copper-bearing IUDs sold by social marketing and social business organizations in 2024
- C. Number of CYPs generated by social marketing and social business organizations from 2020- 2024

## Reveal #2

**ANSWER = A**

1.3 billion male condoms were sold through social marketing and social business organizations in 2024.

Source: [Contraceptive Social Marketing & Social Business \(CSM\) Report 2024](#)

# Big #3

50%

# 50%

- A. Percentage of total value of all shipments to countries in 2023 accounted for by combined oral contraceptives
- B. Percentage of total quantities of all products shipped to countries in 2024 accounted for by male condoms
- C. Percentage of CYPs generated by implantable contraceptives shipments to all countries in 2024.

## Reveal #3

# ANSWER = C

Of all CYPs generated by shipments to all countries in 2024, implantable contraceptives accounted for 50%

Source: [\*RH Viz\*](#)

**Big #4**

**109 million**

# 109 million

- A. Number of people in LMICs that used sterilization as their main contraceptive method in 2023
- B. Number of menstruators in low-income countries that used non-purpose-made products in 2023
- C. Number of pregnancies worldwide that needed and not received uterotonic drugs for induction and augmentation of labor, and prevention and treatment of PPH in 2023

## Reveal #4

**ANSWER = B**

109 million is the number of menstruators in low-income countries that use non-purpose-made products, such as cloth and cotton wool.

Source: [2023 LEAP Report](#)

# Big #5

51%

# 51%

- A. Percentage of RHSC members who think last-mile access to RH supplies is the most important focus area
- B. Percentage of RHSC members who think improved data analytics and visibility is the most important focus area
- C. Percentage of RHSC members who think engagement with the private sector is the most important focus area

## Reveal #5

**ANSWER = B**

51% of RHSC members surveyed ranked improved data analytics and visibility as the most important focus area.



**JULIA WHITE**

*Director of Data and Digital  
Transformation*

# Know Your Data: Part Two

# Menti Results

Join at [menti.com](https://menti.com) | use code **1876 6235**

What is your biggest desire for our community related to data right now?

Centralized digital platform providing easy access to multiple data sets



Clear, understandable funding needs and gap estimates



Repository for historically important data sets at risk (e.g., DHS)



Improved understanding of the size, role, and contribution of the private sector



AI and advanced analytics tools to improve insight generation efficiency



Stronger linkages between data sources and types (e.g., demographics, supply chain, service d...



Enhanced data visualization and storytelling tools



Other

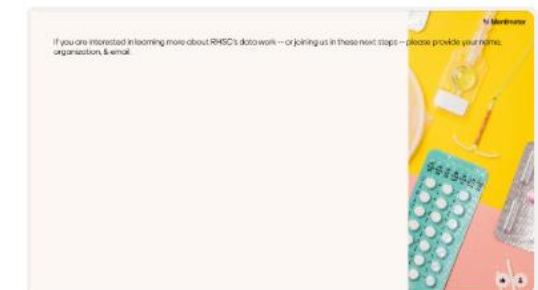


Menti

ICFP 2025 RHSC Side E...



Choose a slide to present

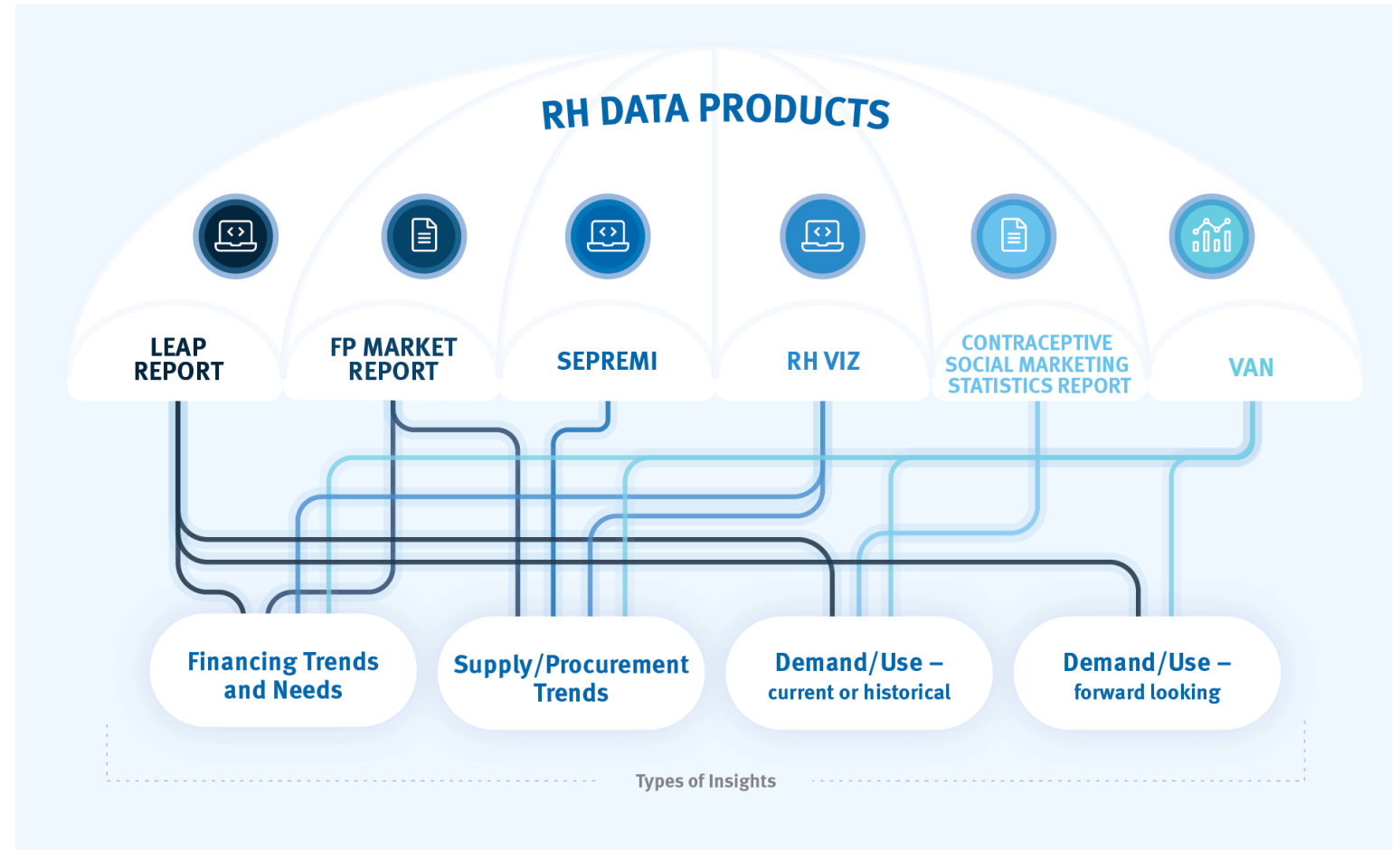


# We have often asked ourselves, what if...

- We could compare and combine existing data sources in an easy way, especially those across RH, distribution, financing and demographic data?
- It was easier to understand and compare different types of funding gap analyses or forecasts?
- There were baseline datasets available and standardized to use to test and explore different forecasting methodologies and approaches?
- I could learn more about the total market by comparing private sector data with public sector procurement data?
- I could easily access multiple data sources related to RH supplies for a specific country? What if this could provide a written summary of what this data tell us about the RH needs in that county?
- A variety of stakeholders could access and share data in a virtual library?

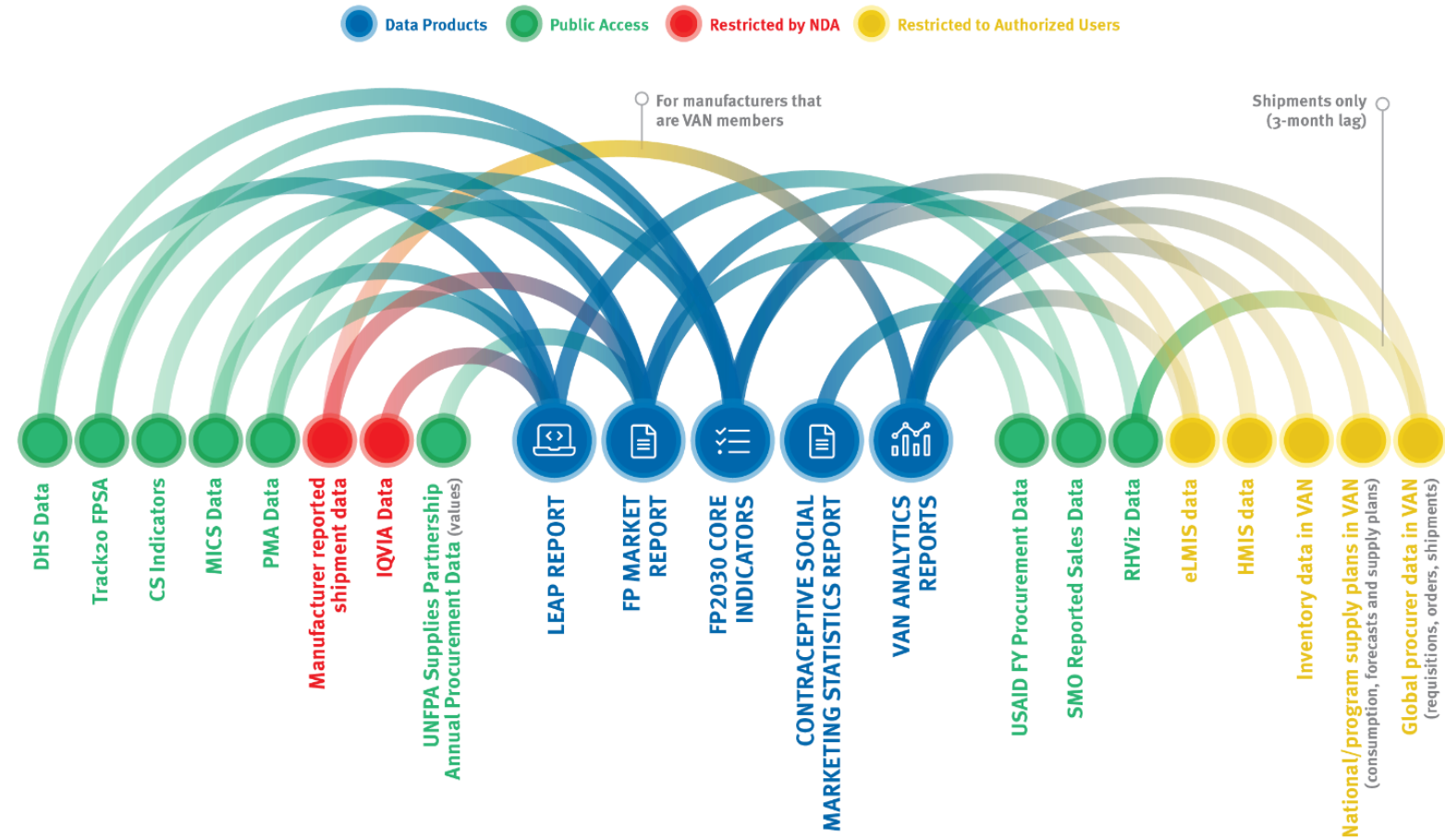
# Current state and problem

1. Existing data sources evolved organically over the years
2. Resources draw on shared and distinct data sources and yield different but sometimes overlapping insights



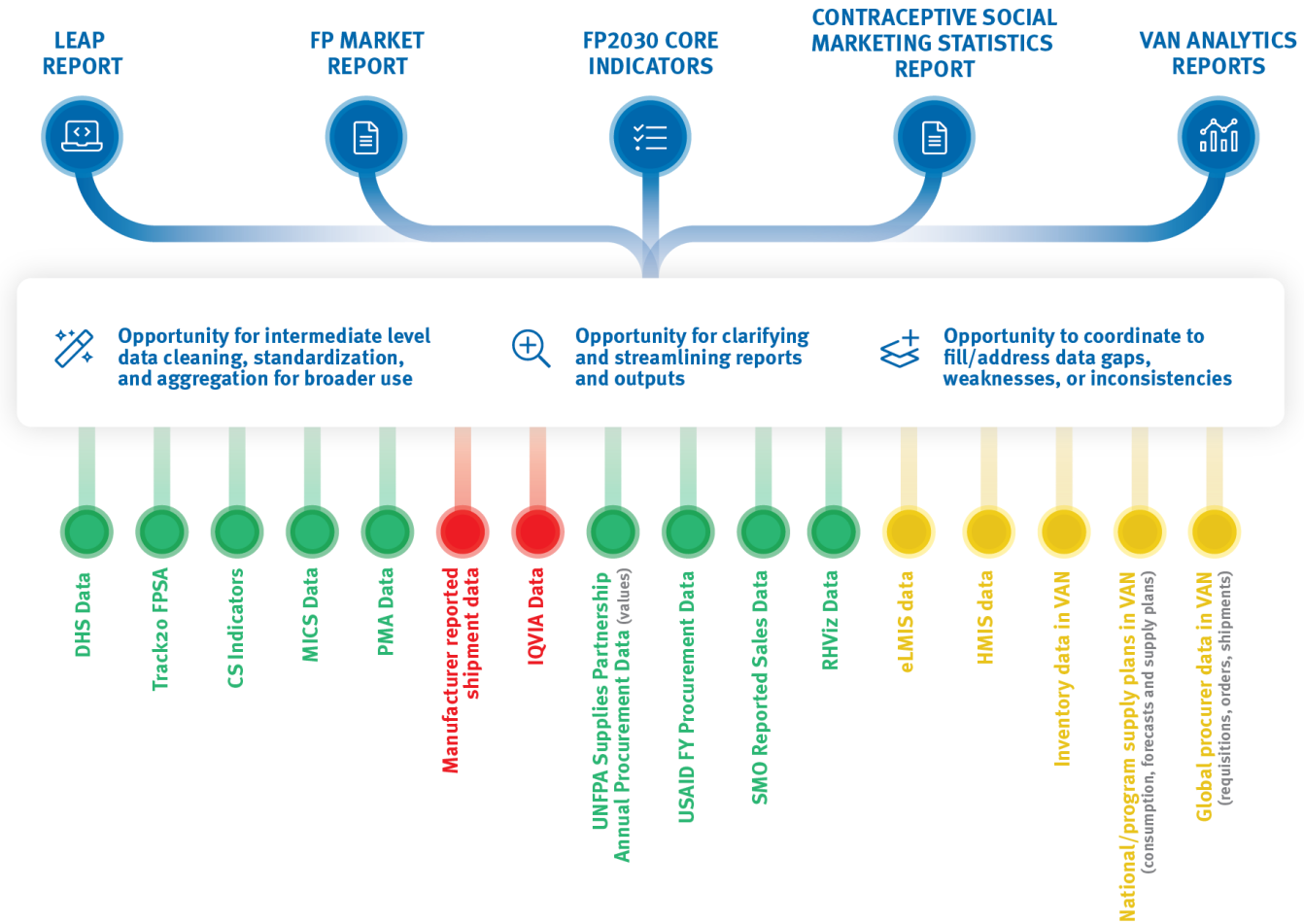
# Current state and problem

1. Small number of data sources
2. Duplication of effort & confusion
3. Opportunity to build upon RHSC's data experience



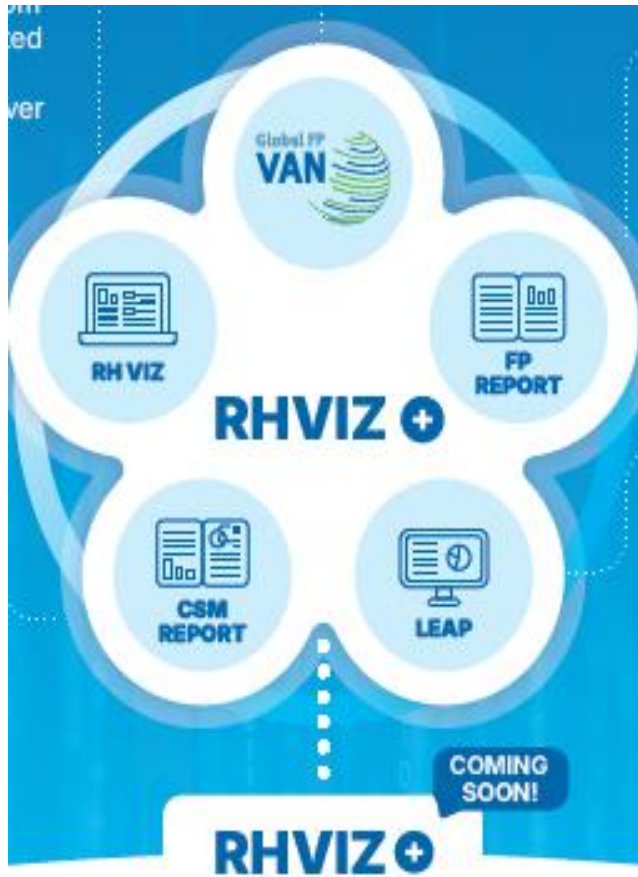
# Future state opportunity

Starting with existing resources provides an opportunity to “clean our own house” to streamline data and analyses as a proof of concept



# Introducing RHViz+

*A shared foundation for smarter reproductive-health supply decisions*



Leaning into the Coalition's role and unique position in the community, RHSC is developing a platform to transform our disparate data sources into enhanced data products for access and exploration across all RH supplies.

## What's Possible...

- **Exploration and Collaboration** – partners can contribute, compare, and learn from one another in near real time.
- **Aligned reporting** – common indicators for funders and implementers.
- **Forecasting** – combine multiple data sources and techniques to improve forecasts.
- **Curated dashboards** – quick, no-code access for decision makers.
- **Trusted governance** – secure data sharing that protects contributors, licensing agreements, and Safe Harbor standards are met.

# RHViz+ Implementation and Approach



SURVEY DATA



PRIVATE SECTOR DATA

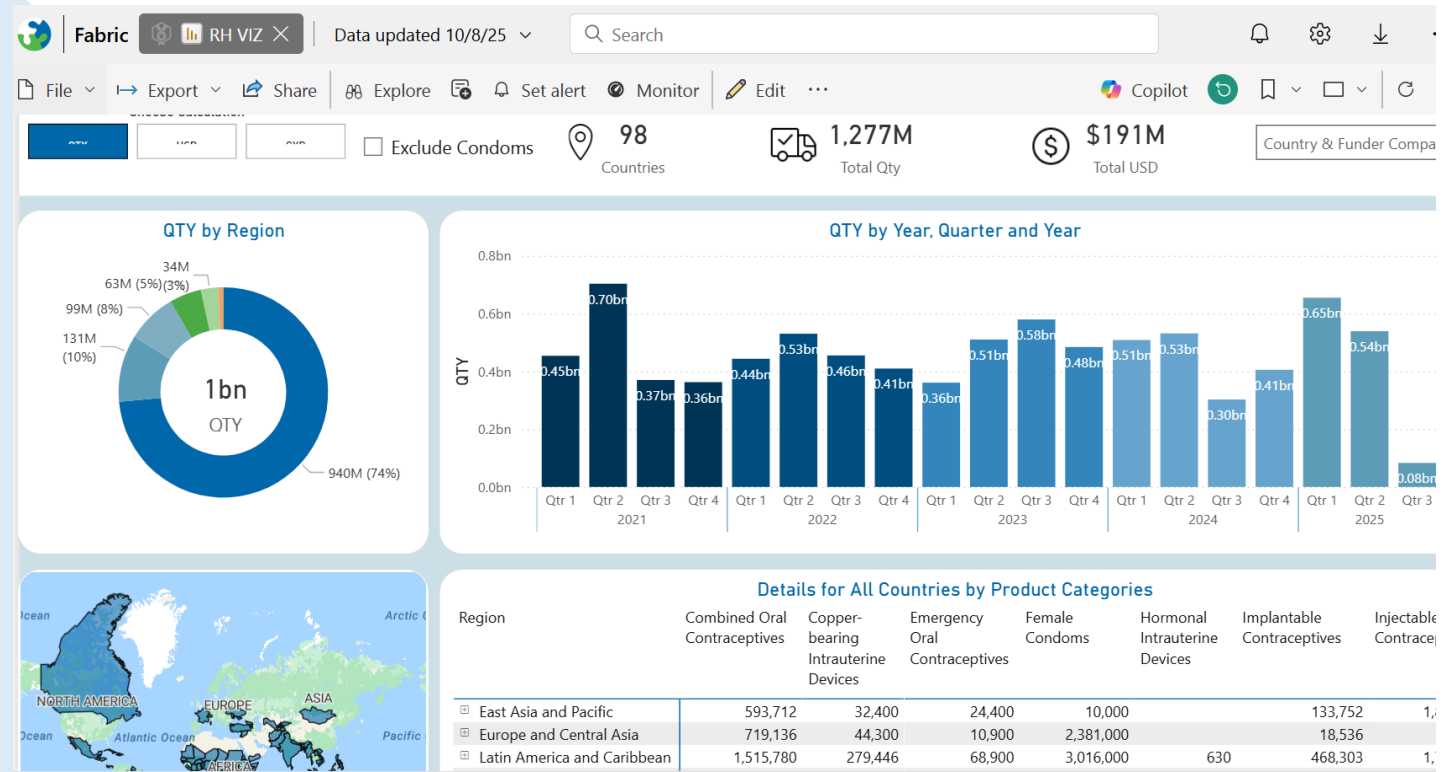


TRANSACTION DATA FOR OTHER RH PRODUCTS



FINANCIAL/ EXPENDITURES DATA

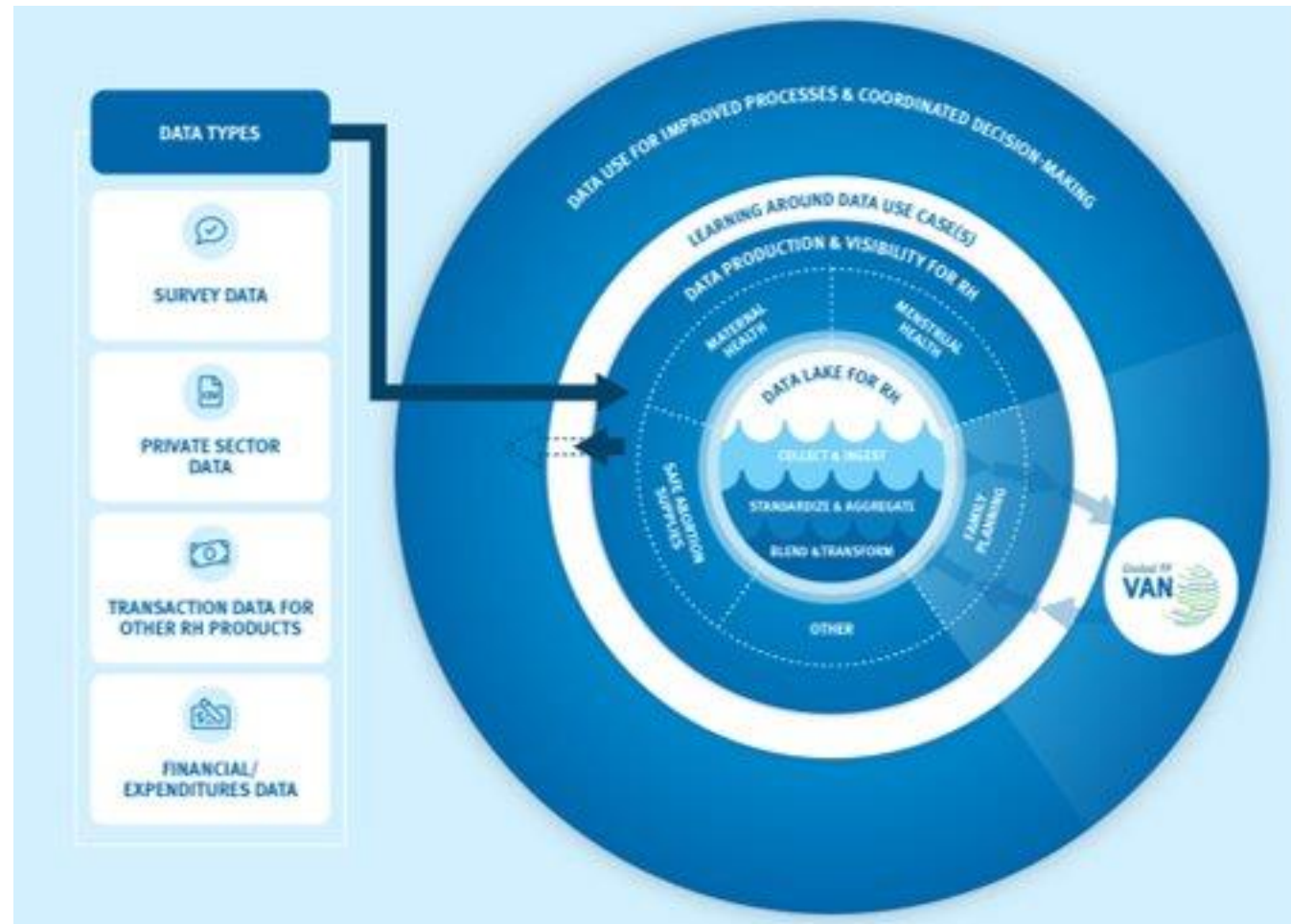
- Build in Microsoft Fabric with PowerBI analytics and visuals
- Onboard partners, funders and other stakeholders rapidly in 2026 as "Contributors" to the data library and to help shape the feature roadmap
- Establish initial data sets and use cases in Year 1 to show early value
- Convert current data solutions and reports into the new platform
- Grow AI capabilities throughout implementation



# RHViz+ in action

With your help RHViz+ becomes a sustainable, partner-driven ecosystem for reproductive health intelligence

- More than a tool—this is shared infrastructure for RHSC collaboration with a sustainable cost model.
- Scales easily to new datasets, programs, and countries.
- Lowers costs and duplication across the community.
- Every new contributor increases the value for everyone else.



## Interested in Joining our Data Work?

We would love to have you join us! Use the Menti below to provide your name, organization, and email.




Visit [www.menti.com](https://www.menti.com)  
and use code **1876 6235**.

# CONCURRENT SESSIONS (25 min)



## OPTION A | The Future of Financing for RH Supplies

Find Sarah, Beth, or Reina.  
*Reina will be leading the Spanish discussion.*



Spanish



## OPTION B | Manufacturer Roundtable Discussions

Find Martyn, Chiedu, Julia, or Ximena.  
*Ximena will be leading the Spanish discussion.*



Spanish

# **The Path Forward: Collective Action for Resilience in RH Supplies Access**



# Where to find RHSC at ICFP2025?

See the full schedule: [bit.ly/rhsc-icfp25](https://bit.ly/rhsc-icfp25)

#ItsAboutSupplies